

TRIDENT/CS/2020
 February 8, 2020

The Manager Listing Department National Stock Exchange of India Limited Exchange Plaza, Plot No. C/1, G Block Bandra Kurla Complex, Bandra (E) Mumbai - 400 051	The Manager Listing Department BSE Limited Phiroze Jeejeebhoy Towers Dalal Street Mumbai - 400 001
Scrip Code:- TRIDENT	Scrip Code:- 521064

Dear Sir/ Madam

Sub: Intimation of Schedule of Investor Conference

In terms of Regulation 30 of the SEBI (Listing Obligations and Disclosure Requirements) Regulations, 2015, please find below the proposed schedule of “Investor Conference Meeting” in which the Company will participate:

Day/Date	Details	Organizer	Place
Monday, February 10, 2020	AMSEC SUMMIT- Institutional Investor Conference	Asian Markets Securities Pvt. Ltd	Mumbai

Further, the copy of the latest presentation that would be used during the above Conference has already been uploaded on the official website of the Company i.e. www.tridentindia.com and a copy is also enclosed herewith.

Please note that Dates/Participants are subject to changes. Changes may happen due to exigencies on the part of Analyst/Institutional Investor/Company.

Submitted for your information and records.

Thanking you,
Yours sincerely,
For **Trident Limited**




(Ramandeep Kaur)
Company Secretary
 ICSI Membership No.: F9160

Encl: as above



Trident Limited

Q3 FY20 Earnings Presentation

TRIDENT™

HOME | DECOR | DESIGN

The World's Finest



Safe Harbour

This presentation has been prepared by Trident Limited (the “Company”) for general information purposes only, without regard to any specific objectives, suitability, financial situations and needs of any particular person and does not constitute any recommendation or form part of any offer or invitation, directly or indirectly, in any manner, or inducement to sell or issue, or any solicitation of any offer to purchase or subscribe for, any securities of the Company, nor shall it or any part of it or the fact of its distribution form the basis of, or be relied on in connection with, any contract or commitment therefor. This presentation does not solicit any action based on the material contained herein. Nothing in this presentation is intended by the Company to be construed as legal, accounting or tax advice.

***This presentation has been prepared by the Company based upon information available in the public domain.** This presentation has not been approved and will not or may not be reviewed or approved by any statutory or regulatory authority in India or by any Stock Exchange in India. This presentation may include statements which may constitute forward-looking statements. The actual results could differ materially from those projected in any such forward-looking statements because of various factors. The Company assumes no responsibility to publicly amend, modify or revise any forward-looking statements, on the basis of any subsequent developments, information or events, or otherwise.*

This presentation contains certain forward-looking statements relating to the business, financial performance, strategy and results of the Company and/ or the industry in which it operates. Forward-looking statements are statements concerning future circumstances and results, and any other statements that are not historical facts, sometimes identified by the words including, without limitation “believes”, “expects”, “predicts”, “intends”, “projects”, “plans”, “estimates”, “aims”, “foresees”, “anticipates”, “targets”, and similar expressions. The forward-looking statements, including those cited from third party sources, contained in this presentation are based on numerous assumptions and are uncertain and subject to risks. A multitude of factors including, but not limited to, changes in demand, competition and technology, can cause actual events, performance or results to differ significantly from any anticipated development. Neither the Company nor its affiliates or advisors or representatives nor any of its or their parent or subsidiary undertakings or any such person’s officers or employees guarantees that the assumptions underlying such forward-looking statements are free from errors nor does either accept any responsibility for the future accuracy of the forward-looking statements contained in this presentation or the actual occurrence of the forecasted developments. Forward-looking statements speak only as of the date of this presentation and are not guarantees of future performance. As a result, the Company expressly disclaims any obligation or undertaking to release any update or revisions to any forward-looking statements in this presentation as a result of any change in expectations or any change in events, conditions, assumptions or circumstances on which these forward looking statements are based. Given these uncertainties and other factors, viewers of this presentation are cautioned not to place undue reliance on these forward-looking statements.

The information contained in these materials has not been independently verified. None of the Company, its directors, promoter or affiliates, nor any of its or their respective employees, advisers or representatives or any other person accepts any responsibility or liability whatsoever, whether arising in tort, contract or otherwise, for any errors, omissions or inaccuracies in such information or opinions or for any loss, cost or damage suffered or incurred howsoever arising, directly or indirectly, from any use of this presentation or its contents or otherwise in connection with this presentation, and makes no representation or warranty, express or implied, for the contents of this presentation including its accuracy, fairness, completeness or verification or for any other statement made or purported to be made by any of them, or on behalf of them, and nothing in this presentation or at this presentation shall be relied upon as a promise or representation in this respect, whether as to the past or the future. Past performance is not a guide for future performance. The information contained in this presentation is current, and if not stated otherwise, made as of the date of this presentation. The Company undertakes no obligation to update or revise any information in this presentation as a result of new information, future events or otherwise. Any person/ party intending to provide finance/ invest in the shares/ businesses of the Company shall do so after seeking their own professional advice and after carrying out their own due diligence procedure to ensure that they are making an informed decision.

This presentation is not a prospectus, a statement in lieu of a prospectus, an offering circular, an advertisement or an offer document under the Companies Act, 2013, as amended, the Securities and Exchange Board of India (Issue of Capital and Disclosure Requirements) Regulations, 2009, as amended, or any other applicable law in India.

This presentation is strictly confidential and may not be copied or disseminated, in whole or in part, and in any manner or for any purpose. No person is authorized to give any information or to make any representation not contained in or inconsistent with this presentation and if given or made, such information or representation must not be relied upon as having been authorized by any person. Failure to comply with this restriction may constitute a violation of the applicable securities laws. Neither this document nor any part or copy of it may be distributed, directly or indirectly, in the United States. The distribution of this document in certain jurisdictions may be restricted by law and persons in to whose possession this presentation comes should inform themselves about and observe any such restrictions. By reviewing this presentation, you agree to be bound by the foregoing limitations. You further represent and agree that you are located outside the United States and you are permitted under the laws of your jurisdiction to receive this presentation.

This presentation is not an offer to sell or a solicitation of any offer to buy the securities of the Company in the United States or in any other jurisdiction where such offer or sale would be unlawful. Securities may not be offered, sold, resold, pledged, delivered, distributed or transferred, directly or indirectly, in to or within the United States absent registration under the Securities Act, except pursuant to an exemption from, or in a transaction not subject to, the registration requirements of the Securities Act and in compliance with any applicable securities laws of any state or other jurisdiction of the United States. The Company’s securities have not been and will not be registered under the United States Securities Act of 1933, as amended.

Overview

Textiles

Largest Player in terms of Terry Towel Capacity & One of the largest players in Home Textile Space in India

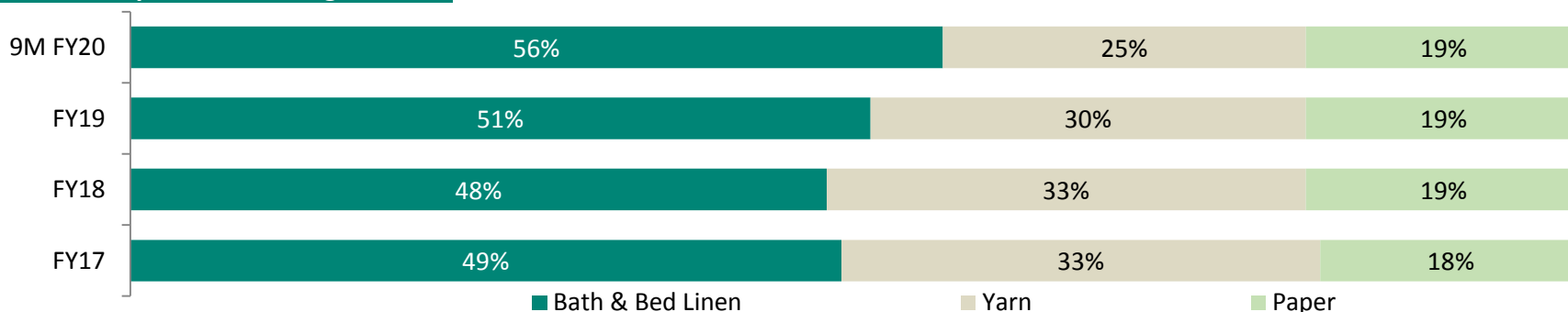


Paper

Highest Operating Margin among Key Listed Players in India



Revenue Split between segments



One of the Leading Business Groups with interest in Textiles and Paper

Snapshot

Key Market Statistics

29-Jan-2020

BSE Ticker	521064
NSE Ticker	Trident
Bloomberg Code	TRID:IN
Reuters	TRIE.NS
Market Price (Rs)	6.98
Market Cap (INR Crore / USD Mn)	3557/ 499
Number of Outstanding Shares (Crore)	509.60*
Face Value	Rs. 1 per share
52-week High / Low (Rs.)	8.45/5.22

Shareholding Pattern – 31st Dec, 2019

Category	Dec, 2019	Sep, 2019
Promoters	71.06%	71.06%
Institutions	2.25%	2.42%
Public	26.69%	26.52%

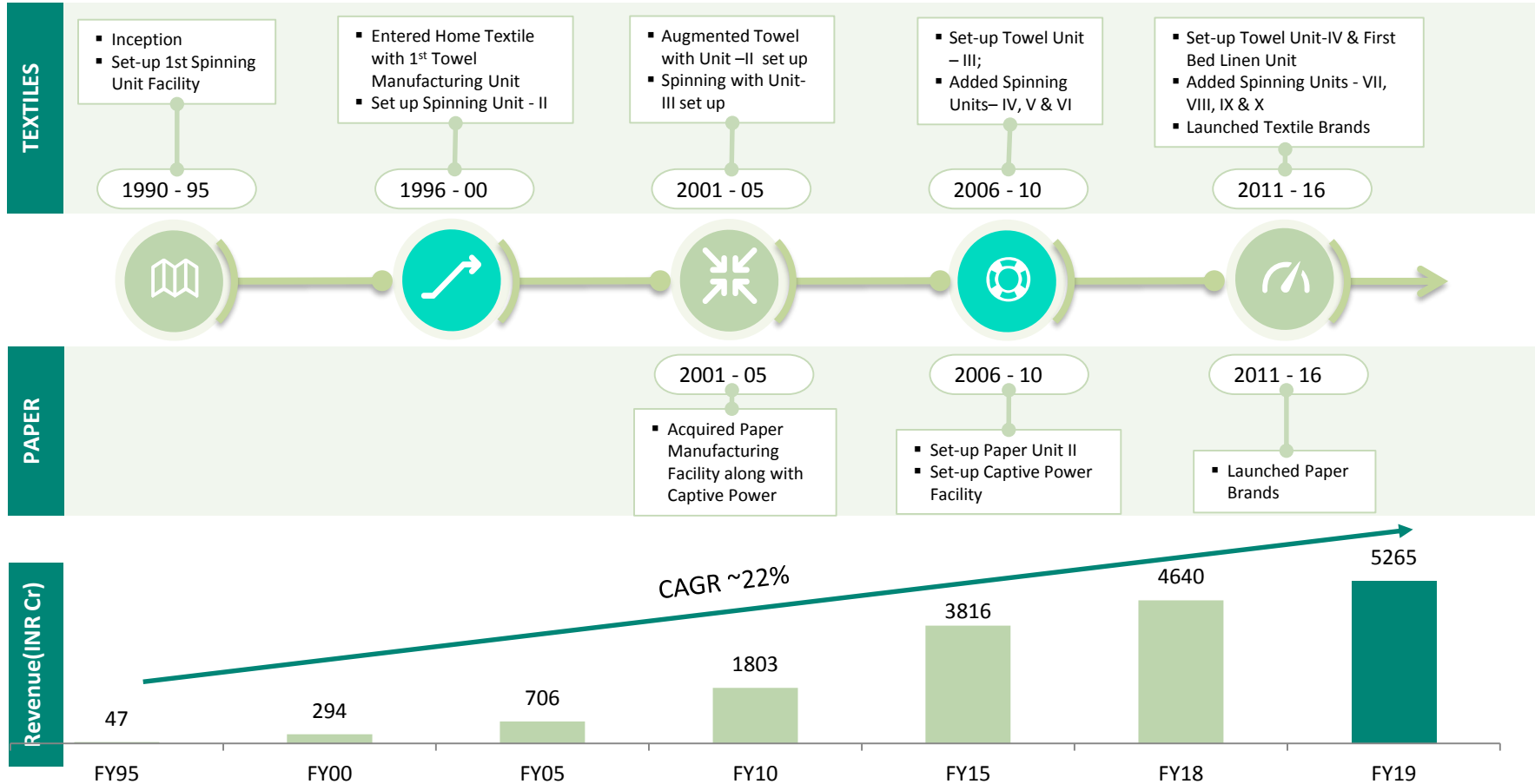
Global Presence

Corporate Office :	Ludhiana, Punjab
Manufacturing Facilities at:	Sanghera & Dhaula, Punjab Budni, Madhya Pradesh
Marketing Offices (India):	Mumbai, Gurgaon Kolkata, Bengaluru
Marketing Offices (Intl.):	New York, United States Cheshire, United Kingdom



*Each equity share having face value of Rs 10 each has been split into 10 equity shares with face value of Rs 1 each. Accordingly previous year figures have been recomputed

Evolution



Transformed from a Pure Play Yarn Player to an Integrated Textiles and Paper Manufacturer

Key Highlights - P&L

9M FY20

TOTAL INCOME (INR CR)

3775 -2%

9M FY19: 3849

PBT (INR CR)

379 -5%

9M FY19 : 400

EBIDTA (INR CR)

762 +1%

9M FY19 : 755

PAT (INR CR)

302 +9%

9M FY19 : 278

EBIT (INR CR)

510 +6%

9M FY19 : 480

EPS (INR)

0.59 +7%

9M FY19 : 0.55

- Revenue for the period ended 31 Dec 2019 stood at INR 3775.4 crores owing to impact of reduced capacity utilization in yarn segment and low realization rate per kg in paper segment.
- Bed Linen segment capacity utilization for Q3 FY20 stood at 68%
- Finance Cost in Q3 FY20 stood at Rs 23.4 Crores, reduction of 13% as compared to Q2 FY20 and 16% Y-o-Y basis
- EBITDA stood at INR 762.0 crores in 9M FY20 compared to INR 755.0 crores in 9M FY19. EBITDA Margin stood at 20.2% in 9M FY20
- Reduced PAT of INR 302.2 crores owing to one time reversal of MEIS (in view of Ministry of Textiles, Government of India's Gazette Notification number CG-DL-E-15012020-215423 dated January 14, 2020)

Key Highlights - B/S

as on December 31, 2019

NET DEBT (INR CR)

1663 -680Cr

FY19: 2344

LT DEBT (INR CR)

1044 -250Cr

FY19 : 1294

NET DEBT/EQUITY

0.5

FY19 : 0.8

NET DEBT/EBIDTA

1.6

FY19 : 2.3

REPAYMENT (INR CR)

258

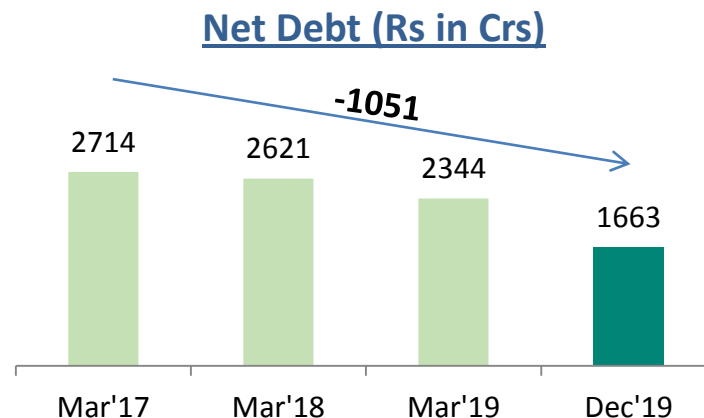
9M FY19: 244

CASH PROFIT (INR CR)

554

9M FY19 : 554

- Repayment of Long Term Debt by INR 258 Crores in 9M FY20
- Net Debt reduced by INR 680 crores during the period as compared to FY19 level. However the same is slightly higher compared to Q2 FY20 on account of increased utilization of working capital limits owing to procurement of cotton during the ongoing season



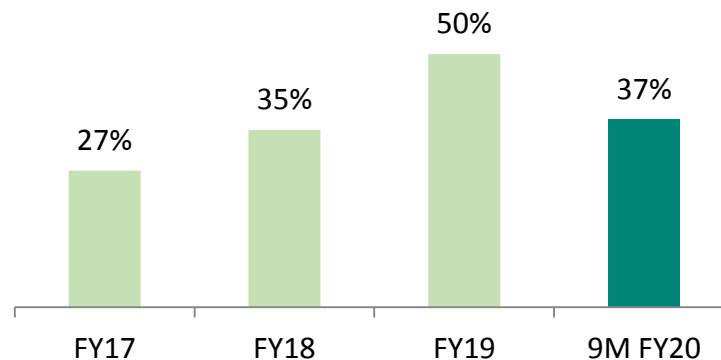
P&L Statement (S)

Particulars	Q3 FY20	Q3 FY19	Shift	9M FY20	9M FY19	Shift
Total Income	1140.1	1306.4	-12.7%	3775.4	3848.8	-1.5%
EBITDA	202.4	282.2	-28.3%	762.0	755.0	0.9%
EBITDA %	17.6%	21.6%	-385bps	20.2%	19.6%	+57bps
Depreciation	82.2	89.2	-7.8%	251.8	275.3	-8.5%
EBIT	120.1	193.0	-37.8%	510.3	479.8	6.4%
Finance Cost	23.4	28.0	-16.3%	83.0	79.9	3.9%
Profit Before Tax	48.0	165.0	-24.1%	378.6	399.8	-5.3%
Profit After Tax	41.9	111.4	-70.9%	302.2	278.4	8.6%
EPS (INR)	0.08	0.22	-63.6%	0.59	0.55	7.3%
Cash Profit	124.1	200.6	-38.1%	554.0	553.6	0.1%

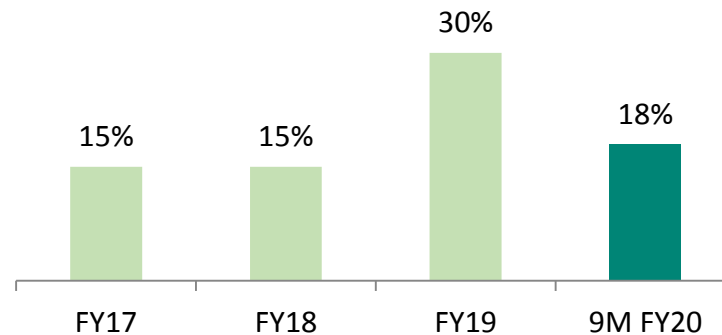
Dividend Payout

Year	Total Div%	Div. Amt. (INR Per Share)	Type	%age
9M FY20	18%	0.18/-	2 nd Interim	9%
			1 st Interim	9%
FY19	30%	0.30/-	Final	6%
			3 rd Interim	12%
			2 nd Interim	6%
			1 st Interim	6%
FY18	15%	0.15/-	Final	3%
			2 nd Interim	6%
			1 st Interim	6%
FY17	15%	0.15/-	Final	3%
			2 nd Interim	6%
			1 st Interim	6%

Dividend Payout Ratio



Historical Dividends (%age of Face Value)



*Dividend Distribution Policy is available at www.tridentindia.com

Management Comment

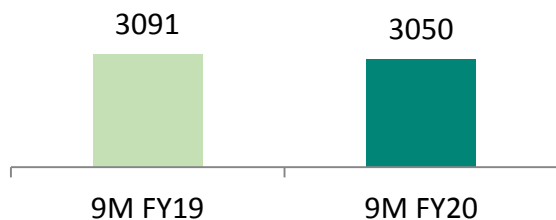
Commenting on the performance, Mr. Rajinder Gupta, Chairman at Trident Group said:

“Trident believes in offering innovative solutions and delivering high-quality value-added products to our customers. In spite of the latest economic challenges, the company has demonstrated high resilience.

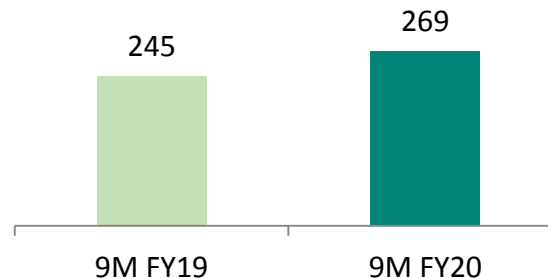
We remain focused on sweating manufacturing capacities and expect to increase the utilization level led by expanding across geographies and enhancing our market share.”

Textile - Financials

Sales (INR Crores)

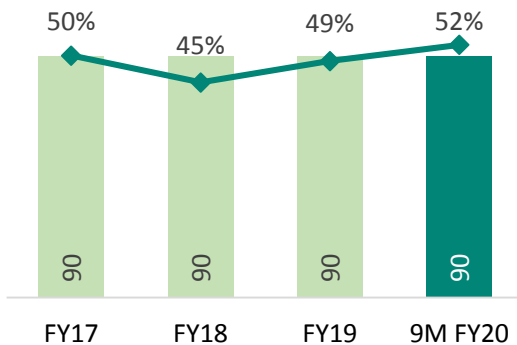


EBIT (INR Crores)

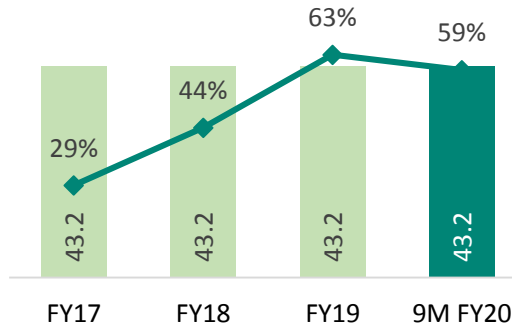


Capacity Utilization

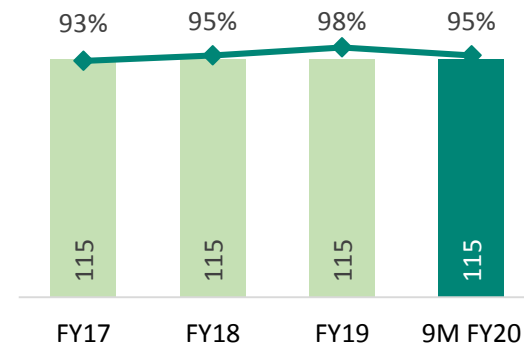
Towel (In 000' tons)



Bed Linen (In mn. meters)



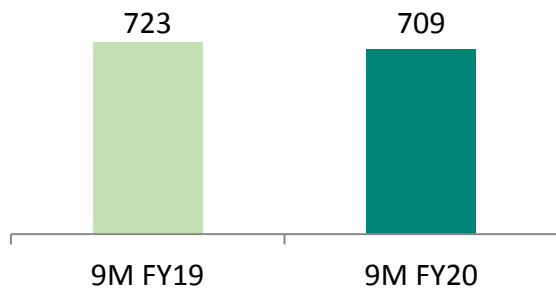
Yarn (In 000' tons)



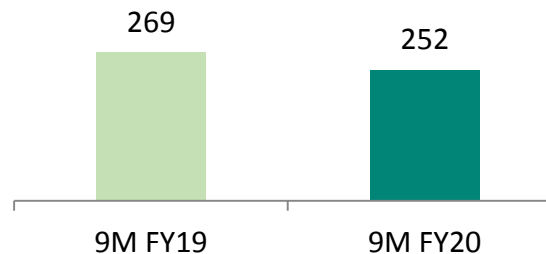
Capacity Utilization

Paper - Financials

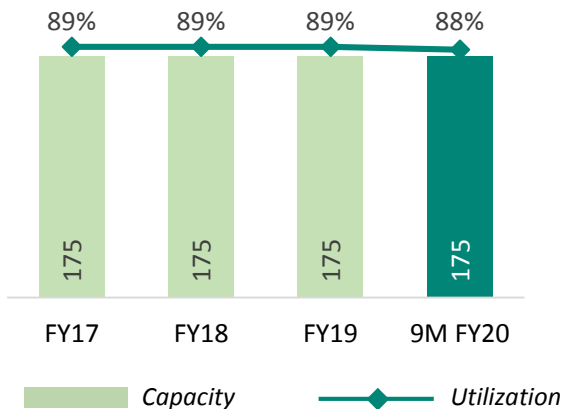
Sales (INR Crores)



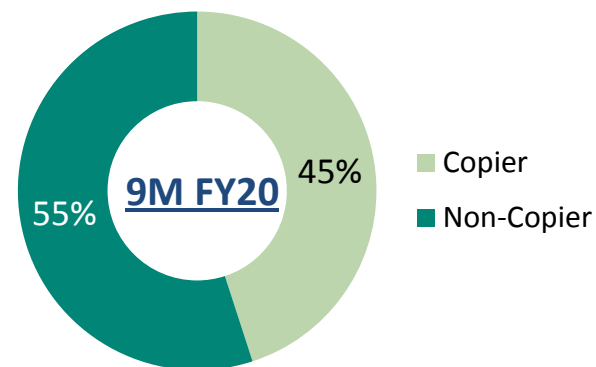
EBIT (INR Crores)



Capacity Utilization (Tonnage Basis)

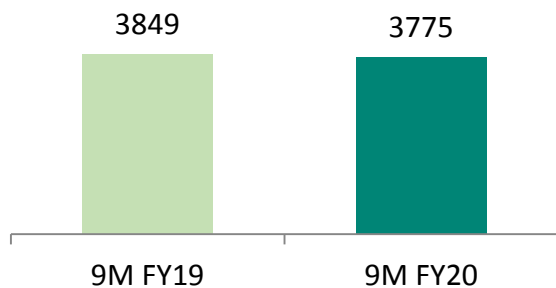


Copier v/s Non-Copier

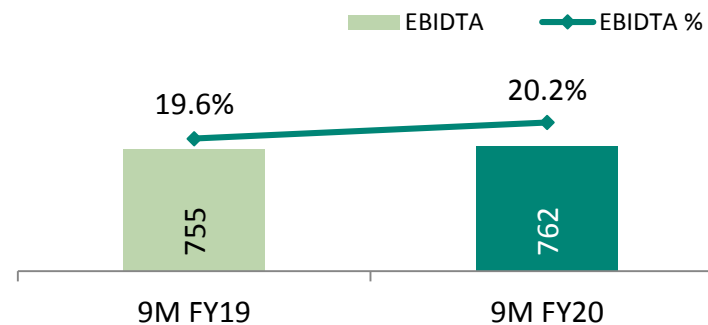


Financial Performance

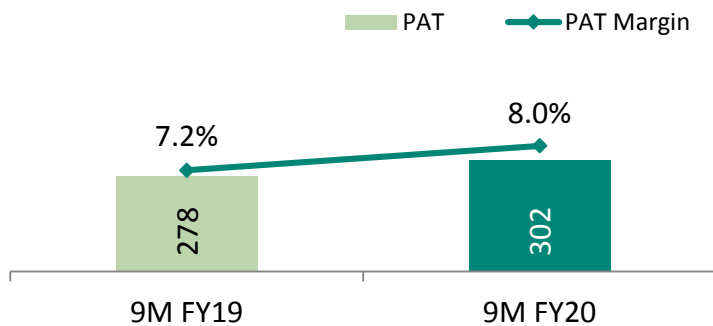
Revenue (INR Cr)



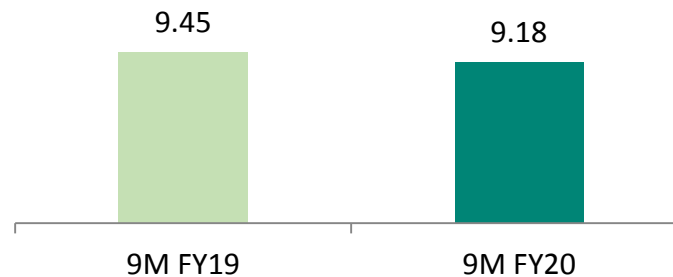
EBIDTA (INR Cr)



PAT (INR Cr)

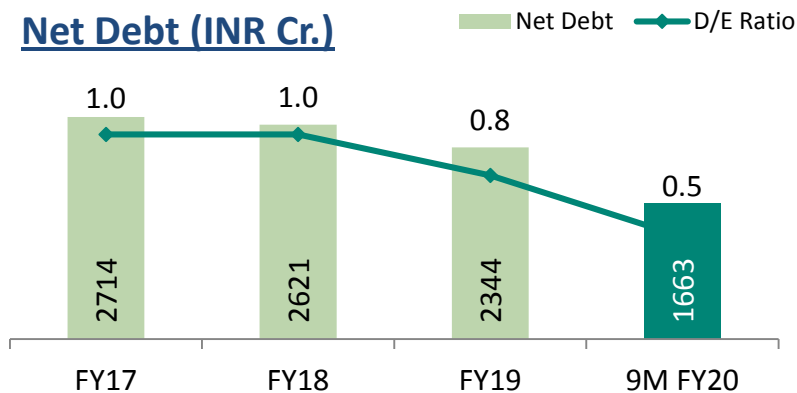


Interest Coverage Ratio

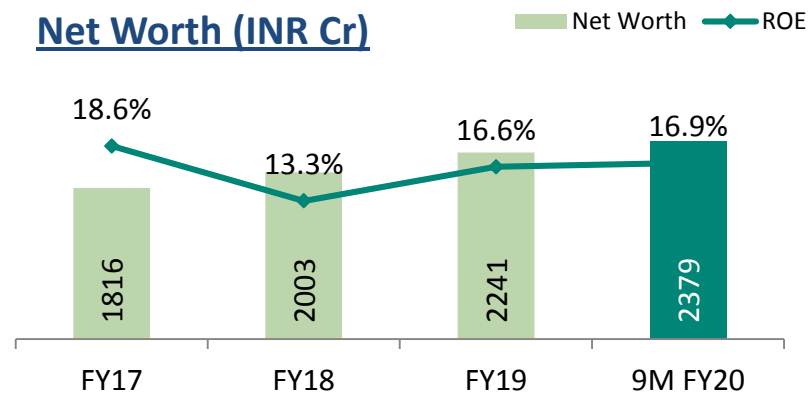


Financial Performance

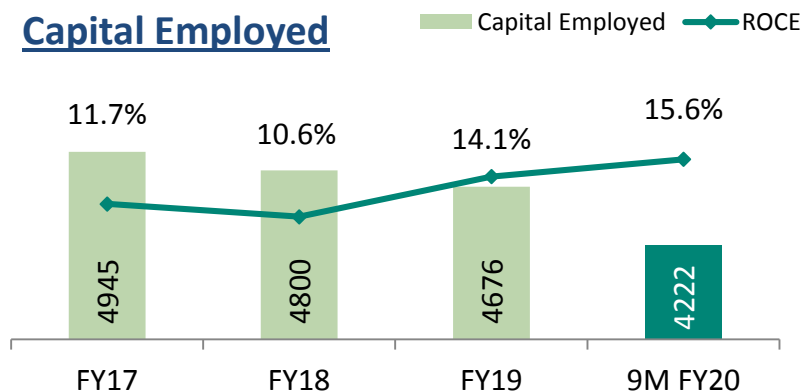
Net Debt (INR Cr.)



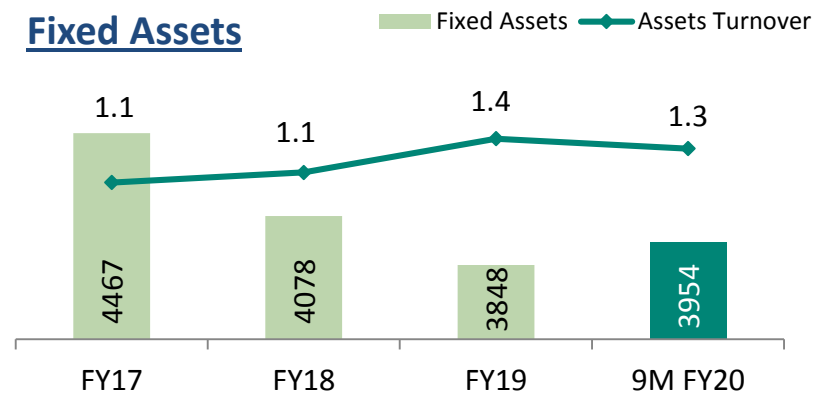
Net Worth (INR Cr.)



Capital Employed



Fixed Assets



*Excludes fair valuation of land as per IND – AS and exceptional items

Key Ratios

Particulars (INR crore)	9M FY20	FY19	FY18
Return on Capital Employed*	15.6%	14.1%	10.6%
Return on Equity*	16.9%	16.6%	13.3%
Interest Coverage	9.2	8.7	7.7
Net Debt to Equity	0.5	0.8	1.0
Net Debt / EBITDA	1.6	2.3	2.9

**Excludes fair valuation of land as per IND – AS and exceptional items*

Credit
Rating:

- CRISIL AA-/ CARE AA- (LT Bank Facilities)
- CRISIL A1+/ CARE A1+ (ST Bank Facilities)

CP Rating:

- CRISIL A1+/
IND A1+



Thank You

For more information about us, please visit
www.tridentindia.com

Abhinav Gupta/ Ankit Mahajan
Investor Relations, Trident Limited

Tel: +91 161 5039 999

Fax: +91 161 5039 900

Email: abhinavgupta@tridentindia.com;
ankitmahajan@tridentindia.com