

# Trident Limited

Q1 FY21 Earnings Presentation

**TRIDENT™**

HOME | DECOR | DESIGN

The World's Finest

soft  
comfort

Colors

EPITOME

HOME  
elegance

ARTIZE

Dusk & Dawn

feather  
touch

TRIDENT  
INDULGENCE™

ORGANICA™



# Safe Harbour

*This presentation has been prepared by Trident Limited (the “Company”) for general information purposes only, without regard to any specific objectives, suitability, financial situations and needs of any particular person and does not constitute any recommendation or form part of any offer or invitation, directly or indirectly, in any manner, or inducement to sell or issue, or any solicitation of any offer to purchase or subscribe for, any securities of the Company, nor shall it or any part of it or the fact of its distribution form the basis of, or be relied on in connection with, any contract or commitment therefor. This presentation does not solicit any action based on the material contained herein. Nothing in this presentation is intended by the Company to be construed as legal, accounting or tax advice.*

***This presentation has been prepared by the Company based upon information available in the public domain.** This presentation has not been approved and will not or may not be reviewed or approved by any statutory or regulatory authority in India or by any Stock Exchange in India. This presentation may include statements which may constitute forward-looking statements. The actual results could differ materially from those projected in any such forward-looking statements because of various factors. The Company assumes no responsibility to publicly amend, modify or revise any forward-looking statements, on the basis of any subsequent developments, information or events, or otherwise.*

*This presentation contains certain forward-looking statements relating to the business, financial performance, strategy and results of the Company and/ or the industry in which it operates. Forward-looking statements are statements concerning future circumstances and results, and any other statements that are not historical facts, sometimes identified by the words including, without limitation “believes”, “expects”, “predicts”, “intends”, “projects”, “plans”, “estimates”, “aims”, “foresees”, “anticipates”, “targets”, and similar expressions. The forward-looking statements, including those cited from third party sources, contained in this presentation are based on numerous assumptions and are uncertain and subject to risks. A multitude of factors including, but not limited to, changes in demand, competition and technology, can cause actual events, performance or results to differ significantly from any anticipated development. Neither the Company nor its affiliates or advisors or representatives nor any of its or their parent or subsidiary undertakings or any such person’s officers or employees guarantees that the assumptions underlying such forward-looking statements are free from errors nor does either accept any responsibility for the future accuracy of the forward-looking statements contained in this presentation or the actual occurrence of the forecasted developments. Forward-looking statements speak only as of the date of this presentation and are not guarantees of future performance. As a result, the Company expressly disclaims any obligation or undertaking to release any update or revisions to any forward-looking statements in this presentation as a result of any change in expectations or any change in events, conditions, assumptions or circumstances on which these forward looking statements are based. Given these uncertainties and other factors, viewers of this presentation are cautioned not to place undue reliance on these forward-looking statements.*

*The information contained in these materials has not been independently verified. None of the Company, its directors, promoter or affiliates, nor any of its or their respective employees, advisers or representatives or any other person accepts any responsibility or liability whatsoever, whether arising in tort, contract or otherwise, for any errors, omissions or inaccuracies in such information or opinions or for any loss, cost or damage suffered or incurred howsoever arising, directly or indirectly, from any use of this presentation or its contents or otherwise in connection with this presentation, and makes no representation or warranty, express or implied, for the contents of this presentation including its accuracy, fairness, completeness or verification or for any other statement made or purported to be made by any of them, or on behalf of them, and nothing in this presentation or at this presentation shall be relied upon as a promise or representation in this respect, whether as to the past or the future. Past performance is not a guide for future performance. The information contained in this presentation is current, and if not stated otherwise, made as of the date of this presentation. The Company undertakes no obligation to update or revise any information in this presentation as a result of new information, future events or otherwise. Any person/ party intending to provide finance/ invest in the shares/ businesses of the Company shall do so after seeking their own professional advice and after carrying out their own due diligence procedure to ensure that they are making an informed decision.*

*This presentation is not a prospectus, a statement in lieu of a prospectus, an offering circular, an advertisement or an offer document under the Companies Act, 2013, as amended, the Securities and Exchange Board of India (Issue of Capital and Disclosure Requirements) Regulations, 2009, as amended, or any other applicable law in India.*

*This presentation is strictly confidential and may not be copied or disseminated, in whole or in part, and in any manner or for any purpose. No person is authorized to give any information or to make any representation not contained in or inconsistent with this presentation and if given or made, such information or representation must not be relied upon as having been authorized by any person. Failure to comply with this restriction may constitute a violation of the applicable securities laws. Neither this document nor any part or copy of it may be distributed, directly or indirectly, in the United States. The distribution of this document in certain jurisdictions may be restricted by law and persons in to whose possession this presentation comes should inform themselves about and observe any such restrictions. By reviewing this presentation, you agree to be bound by the foregoing limitations. You further represent and agree that you are located outside the United States and you are permitted under the laws of your jurisdiction to receive this presentation.*

*This presentation is not an offer to sell or a solicitation of any offer to buy the securities of the Company in the United States or in any other jurisdiction where such offer or sale would be unlawful. Securities may not be offered, sold, resold, pledged, delivered, distributed or transferred, directly or indirectly, in to or within the United States absent registration under the Securities Act, except pursuant to an exemption from, or in a transaction not subject to, the registration requirements of the Securities Act and in compliance with any applicable securities laws of any state or other jurisdiction of the United States. The Company’s securities have not been and will not be registered under the United States Securities Act of 1933, as amended.*

# Overview

## Textiles

Largest Player in terms of Terry Towel Capacity & One of the largest players in Home Textile Space in India

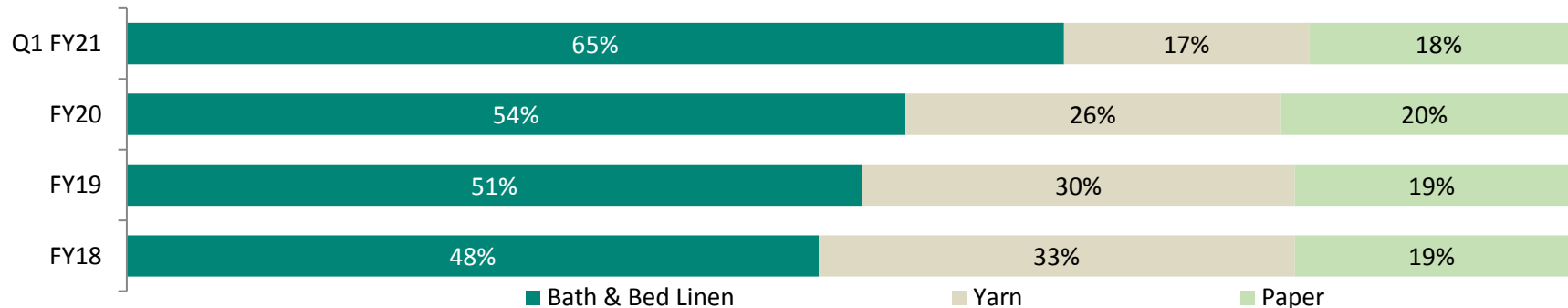


## Paper

Highest Operating Margin among Key Listed Players in India



### Revenue Split between segments



One of the Leading Business Groups with interest in Textiles and Paper

# Snapshot

## Key Market Statistics

17-July-2020

BSE Ticker	521064
NSE Ticker	Trident
Bloomberg Code	TRID:IN
Reuters	TRIE.NS
Market Price (Rs)	6.98
Market Cap (INR Crore / USD Mn)	3557/ 474
Number of Outstanding Shares (Crore)	509.60*
Face Value	Rs. 1 per share
52-week High / Low (Rs.)	8.40/3.05

## Shareholding Pattern – 30th Jun, 2020

Category	Jun, 2020	Mar, 2020
Promoters	71.07%	71.06%
Public	28.93%	28.94%

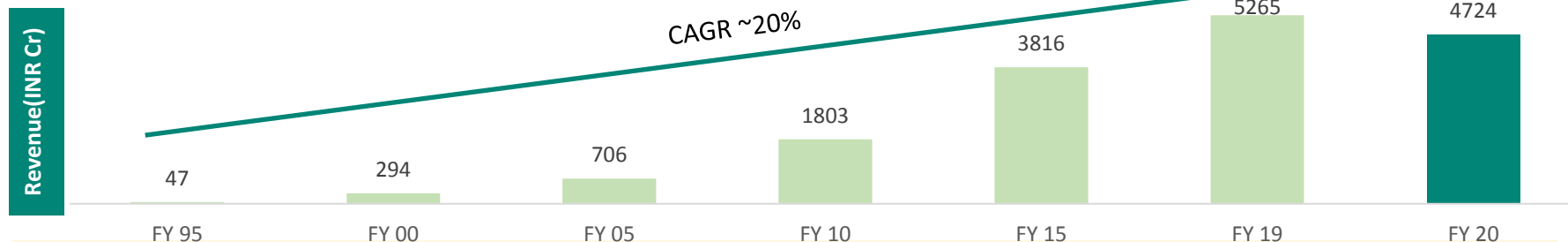
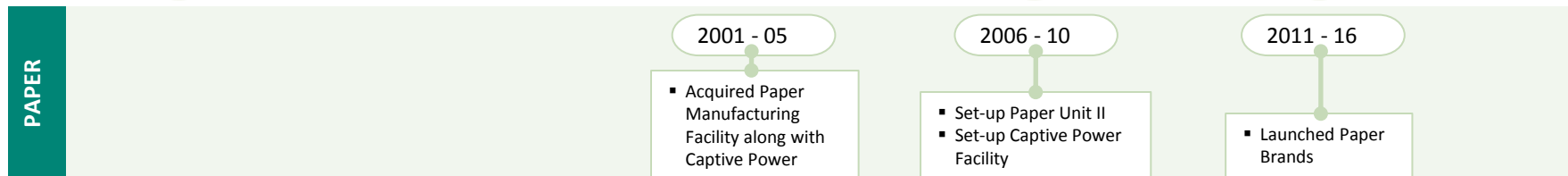
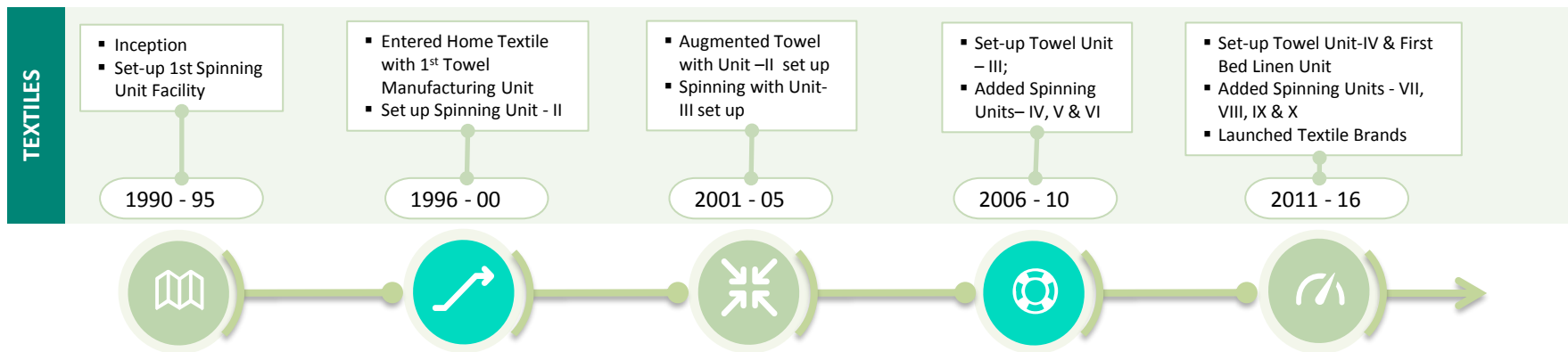
## Global Presence

Corporate Office :	Ludhiana, Punjab
Manufacturing Facilities at:	Sanghera & Dhaula, Punjab Budni, Madhya Pradesh
Marketing Offices (India):	Mumbai, Gurgaon Kolkata, Bengaluru
Marketing Offices (Intl.):	New York, United States Cheshire, United Kingdom



\*Each equity share having face value of Rs 10 each has been split into 10 equity shares with face value of Rs 1 each. Accordingly previous year figures have been recomputed

# Evolution



**Transformed from a Pure Play Yarn Player to an Integrated Textiles and Paper Manufacturer**



# Key Highlights - P&L

Q1 FY21

TOTAL INCOME (INR CR)

713 -46%

Q1 FY20: 1313

PBT (INR CR)

13 -93%

Q1 FY20 : 183

EBIDTA (INR CR)

119 -60%

Q1 FY20 : 301

PAT (INR CR)

10 -92%

Q1 FY20 : 123

EBIT (INR CR)

36 -83%

FY19 : 216

EPS (INR)

0.02 -22

FY19 : 0.24

- Overall decline is primarily due to COVID-19 related market volatility during the current quarter. Therefore, results for Quarter 1 of 2020-21 are not comparable to previous corresponding period results
- Exports contributed 74% of the total revenue for the quarter
- Bed Linen segment registered revenue growth of 37% in current quarter Q-o-Q basis inspite of lower volumes and owing to better product mix
- Finance Cost in Q1 FY21 reduced to INR 23.1 Crores, reduction of 29% as compared to INR 32.5 Crores in Q1 FY20 (on account of debt reduction)
- EBITDA Margin stood at 16.6% in Q1 FY21 despite 46% reduction in revenue

# Key Highlights - B/S

as on June 30, 2020

NET DEBT (INR CR)

**1245** -329Cr

FY20: 1614

LT DEBT (INR CR)

**836** -215Cr

FY19 : 1051

NET DEBT/EQUITY

**0.4**

FY20 : 0.5

NET DEBT/EBIDTA

**2.6**

FY20 : 1.9

REPAYMENT (INR CR)

**226**

Q1 FY20: 93

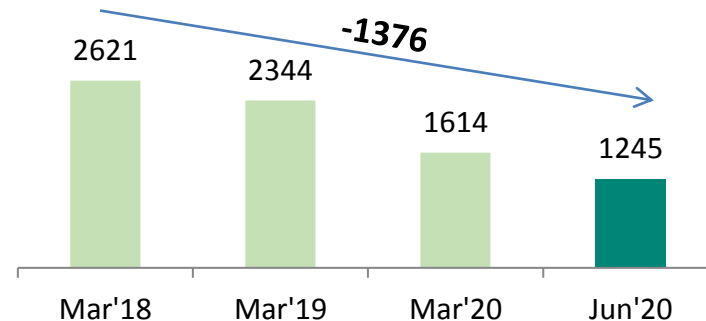
CASH PROFIT (INR CR)

**93**

Q1 FY20 : 208

- Repayment of Long Term Debt by INR 226 Crores in Q1 FY21 including prepayment of high cost loans amounting to INR 140 Crores
- Net Debt reduced significantly in Q1 FY21 to reach level of INR 1245 Crores as compared to previous quarter

Net Debt (INR CR)



# P&L Statement (S)

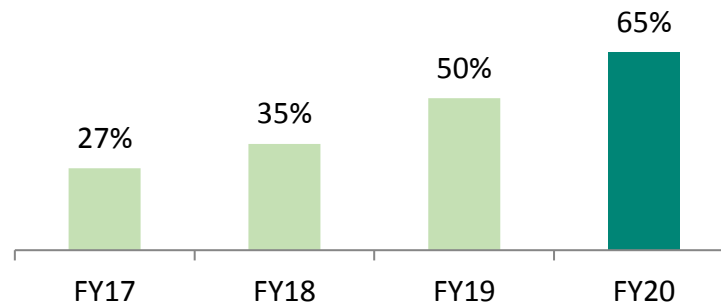
Particulars	Q1 FY21	Q4 FY20	Shift	FY20	FY19	Shift
<b>Total Income</b>	<b>713.4</b>	<b>997.3</b>	<b>-28.5%</b>	<b>4723.9</b>	<b>5265.3</b>	<b>-10.3%</b>
EBITDA	118.7	152.0	-21.9%	865.3	1023.1	-15.4%
EBITDA %	16.6%	15.2%	-116bps	18.3%	19.4%	-111bps
Depreciation	82.4	81.5	1.1%	333.3	363.9	-8.4%
<b>EBIT</b>	<b>70.4</b>	<b>70.4</b>	<b>-48.5%</b>	<b>532.0</b>	<b>659.2</b>	<b>-19.3%</b>
Finance Cost	23.1	27.8	-16.8%	110.8	112.3	-1.3%
Profit Before Tax	13.2	42.7	-69.1%	421.2	546.9	-23.0%
<b>Profit After Tax</b>	<b>10.1</b>	<b>39.6</b>	<b>-74.5%</b>	<b>341.8</b>	<b>370.9</b>	<b>-7.8%</b>
EPS (INR)	0.02	0.08	--	0.67	0.73	-8.2%
<b>Cash Profit</b>	<b>92.5</b>	<b>121.1</b>	<b>-23.6%</b>	<b>675.1</b>	<b>734.8</b>	<b>-8.1%</b>



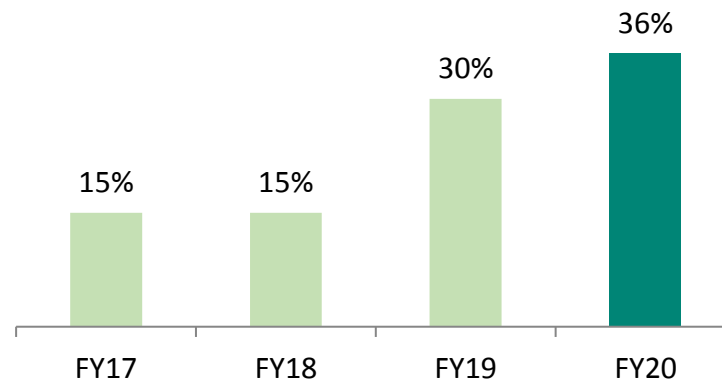
# Dividend Payout

Year	Total Div%	Div. Amt. (INR Per Share)	Type	%age
FY20	36%	0.36/-	3 <sup>rd</sup> Interim	18%
			2 <sup>nd</sup> Interim	9%
			1 <sup>st</sup> Interim	9%
FY19	30%	0.30/-	Final	6%
			3 <sup>rd</sup> Interim	12%
			2 <sup>nd</sup> Interim	6%
			1 <sup>st</sup> Interim	6%
FY18	15%	0.15/-	Final	3%
			2 <sup>nd</sup> Interim	6%
			1 <sup>st</sup> Interim	6%
FY17	15%	0.15/-	Final	3%
			2 <sup>nd</sup> Interim	6%
			1 <sup>st</sup> Interim	6%

## Dividend Payout Ratio



## Historical Dividends (%age of Face Value)



\*Dividend Distribution Policy is available at [www.tridentindia.com](http://www.tridentindia.com)

# Management Comment

---

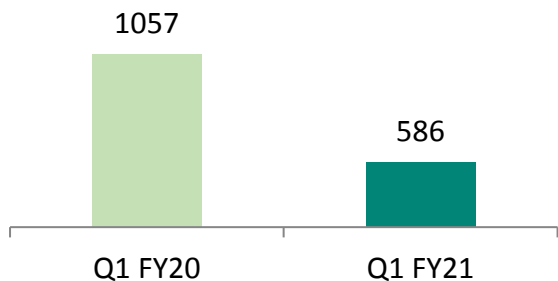
**Commenting on the performance, Mr. Rajinder Gupta, Chairman at Trident Group said:**

*“Due to covid-19, we are facing collective tough time for the first time when health and wellness are a challenge. Uncertainty is the greatest worry of the current times*

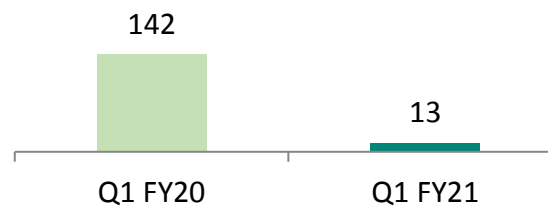
*We demonstrated high resilience and believe worst is behind us now. We are optimistic and will come back stronger in the coming quarters”*

# Textile - Financials

## Sales (INR Crores)

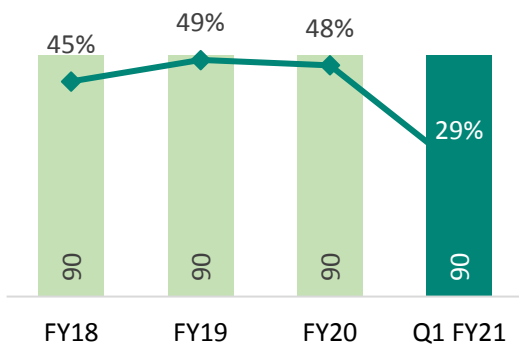


## EBIT (INR Crores)

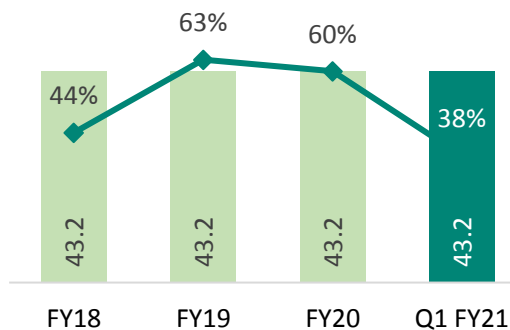


## Capacity Utilization

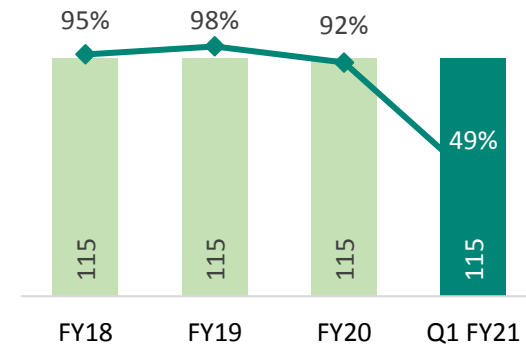
### Towel (In 000' tons)



### Bed Linen (In mn. meters)



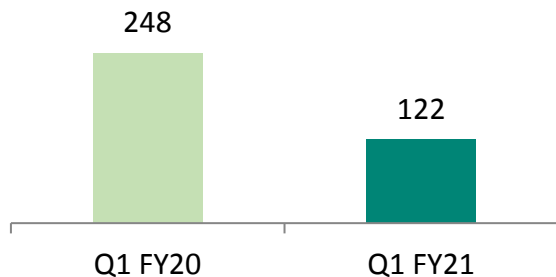
### Yarn (In 000' tons)



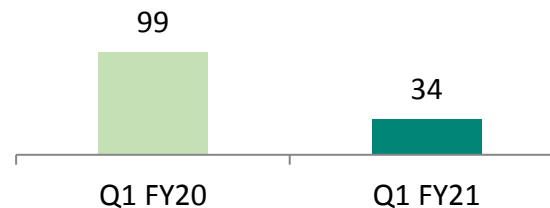
Capacity Utilization

# Paper - Financials

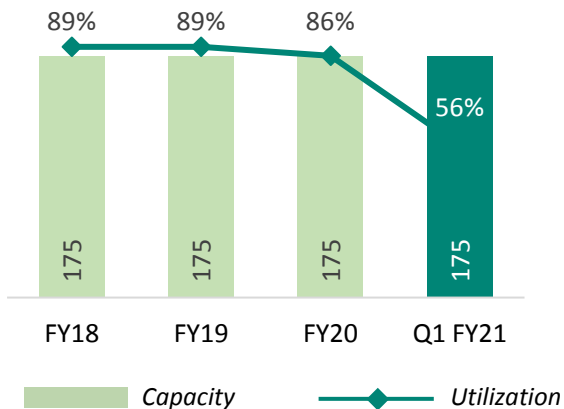
## Sales (INR Crores)



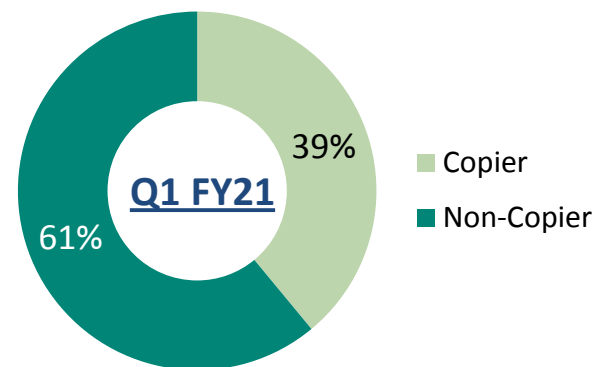
## EBIT (INR Crores)



## Capacity Utilization (Tonnage Basis)

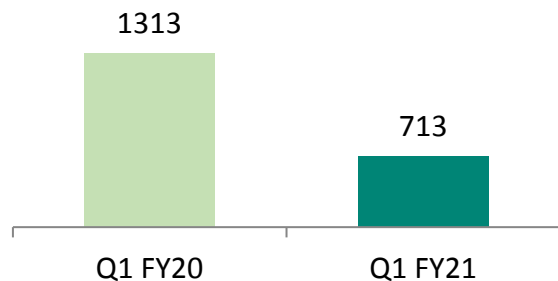


## Copier v/s Non-Copier

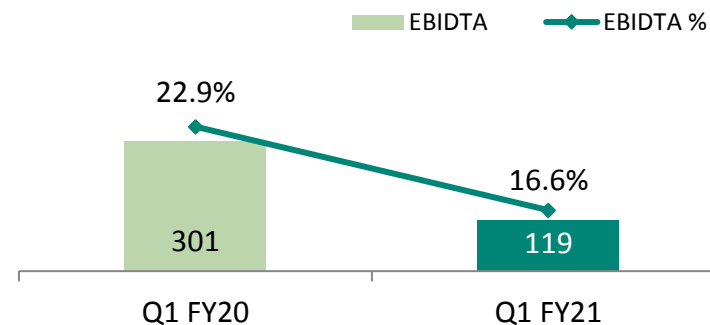


# Financial Performance

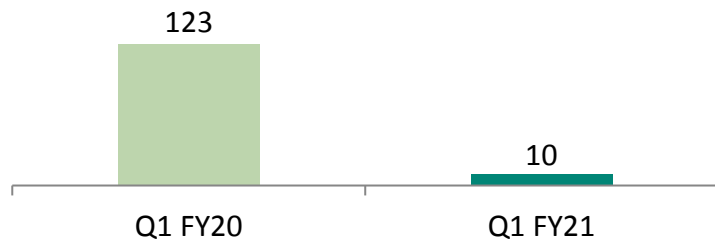
## Revenue (INR Cr)



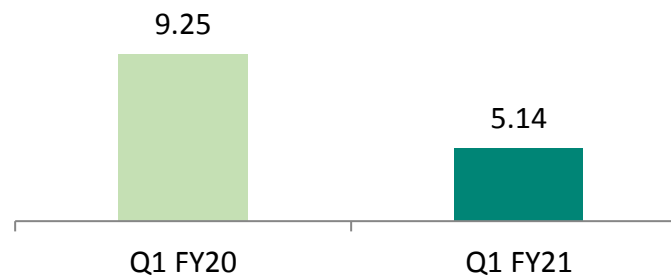
## EBIDTA (INR Cr)



## PAT (INR Cr)

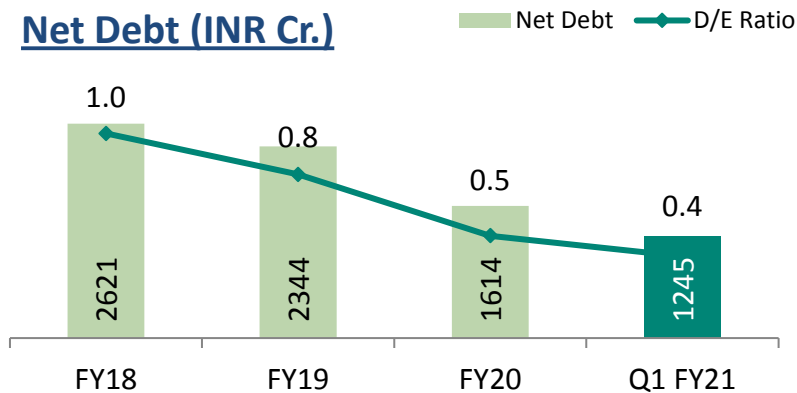


## Interest Coverage Ratio

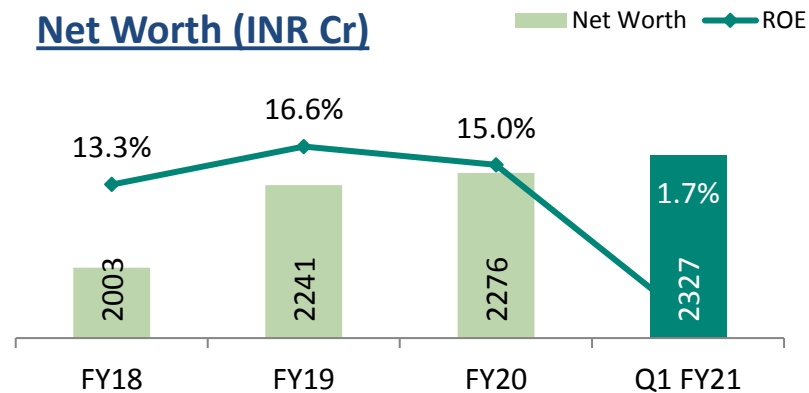


# Financial Performance

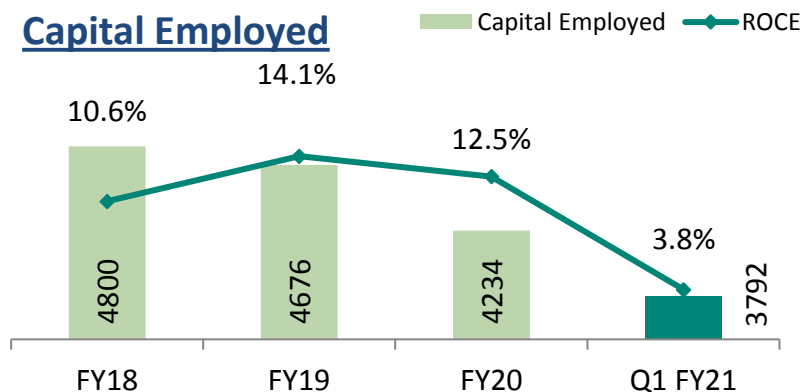
## Net Debt (INR Cr.)



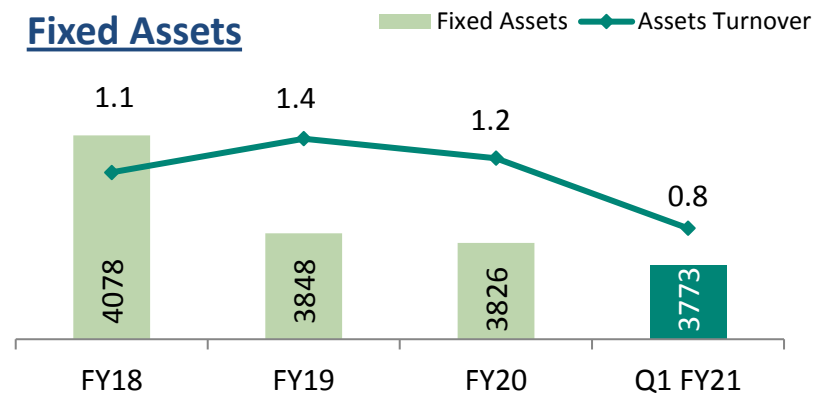
## Net Worth (INR Cr.)



## Capital Employed



## Fixed Assets



\*Excludes fair valuation of land as per IND – AS and exceptional items



# Key Ratios

Particulars (INR crore)	Q1 FY21	FY20	FY19
Return on Capital Employed*	3.8%	12.5%	14.1%
Return on Equity*	1.7%	15.0%	16.6%
Interest Coverage	5.1	7.8	9.1
Net Debt to Equity	0.4	0.5	0.8
Net Debt / EBITDA	2.6	1.9	2.3

*\*Excludes fair valuation of land as per IND – AS*

Credit  
Rating:

- CRISIL AA-/ CARE AA- (LT Bank Facilities)
- CRISIL A1+/ CARE A1+ (ST Bank Facilities)

CP Rating:

- CRISIL A1+/  
IND A1+



**Thank You**

*For more information about us, please visit  
[www.tridentindia.com](http://www.tridentindia.com)*

**Abhinav Gupta/ Ankit Mahajan  
Investor Relations, Trident Limited**

Tel: +91 161 5039 999

Fax: +91 161 5039 900

Email: [abhinavgupta@tridentindia.com](mailto:abhinavgupta@tridentindia.com);  
[ankitmahajan@tridentindia.com](mailto:ankitmahajan@tridentindia.com)